



EN

**Electrohydraulic two-post lifts
with 3-stage and extra-flat
symmetrical arms**

IT

**Sollevatori elettroidraulici
a due colonne con bracci
simmetrici ribassati a 3 sfili**

DE

**Elektromechanische hebebühne
mit Tragkonstruktion, niedrige
Ausführung**

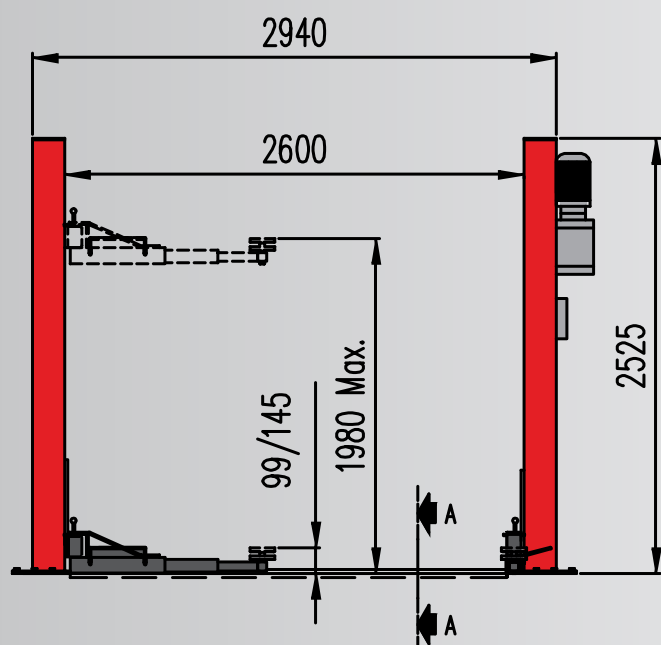
FR

**Ponts élévateurs électrohydraulique avec bras
symétriques surbaissés à 3 étapes**

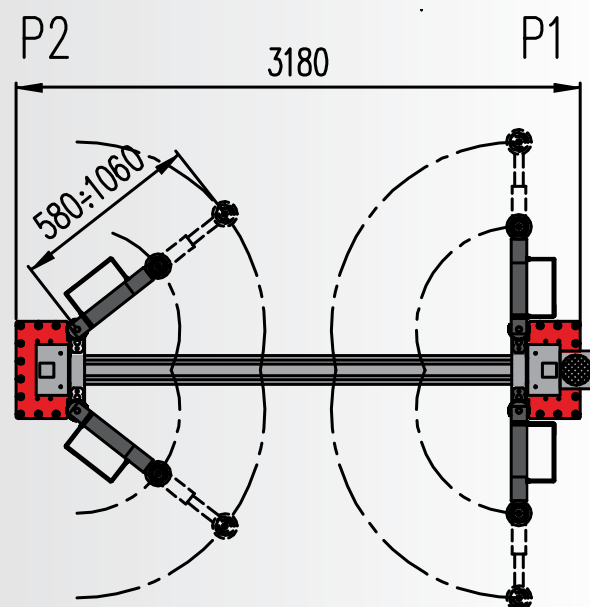
ES

**Elevadores electrohidráulico de dos
columnas con brazos simétricos extraplanos
de 3 etapas**

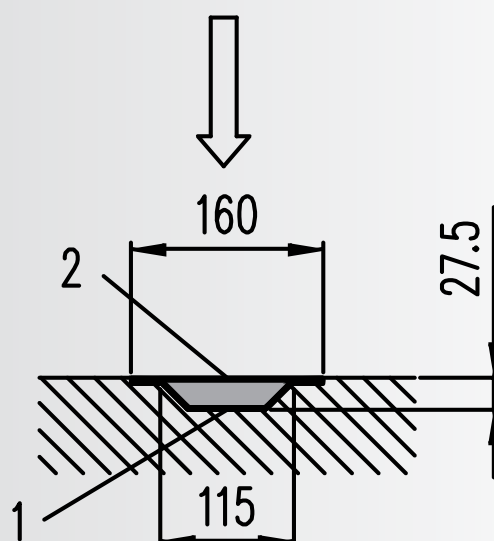
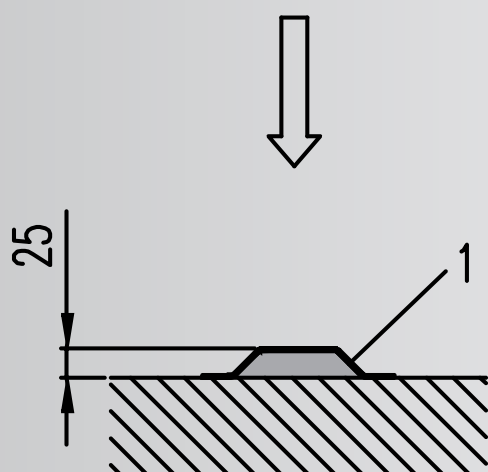
PDCH 32 L - PDCH 32 LI



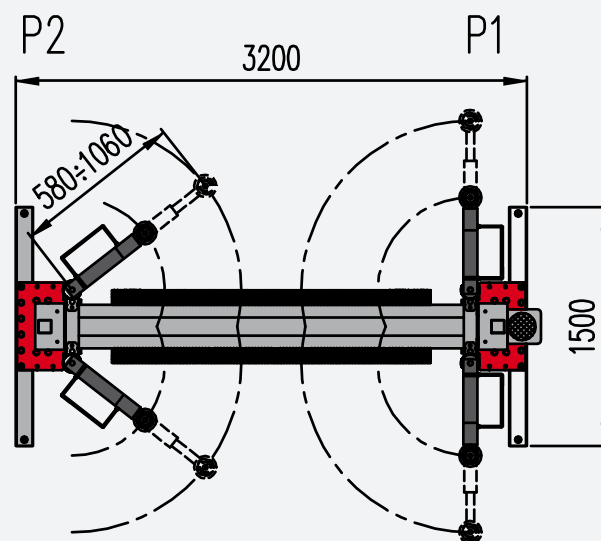
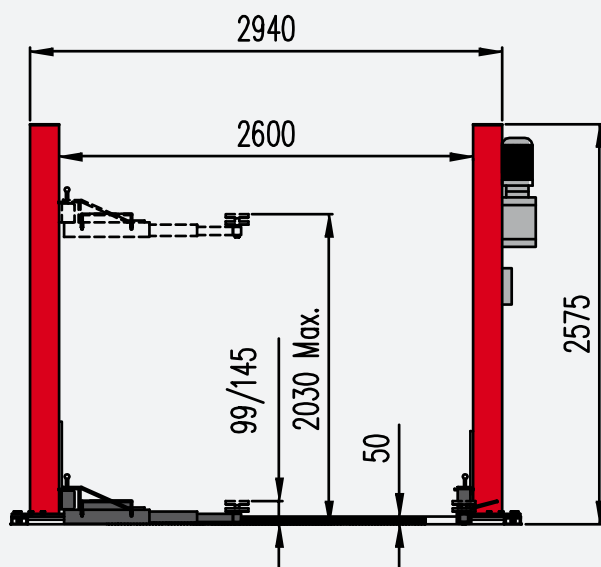
PDCH 32 L



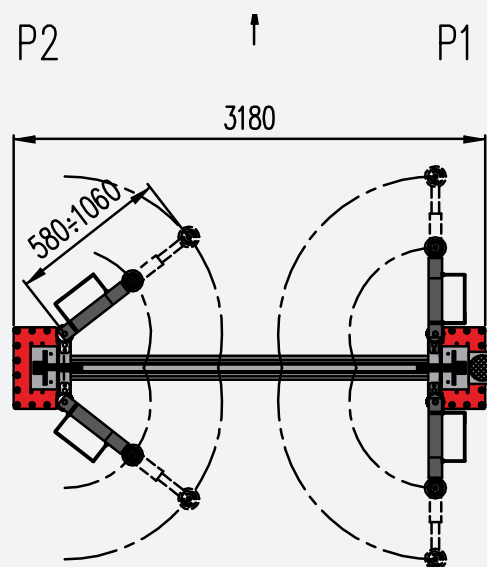
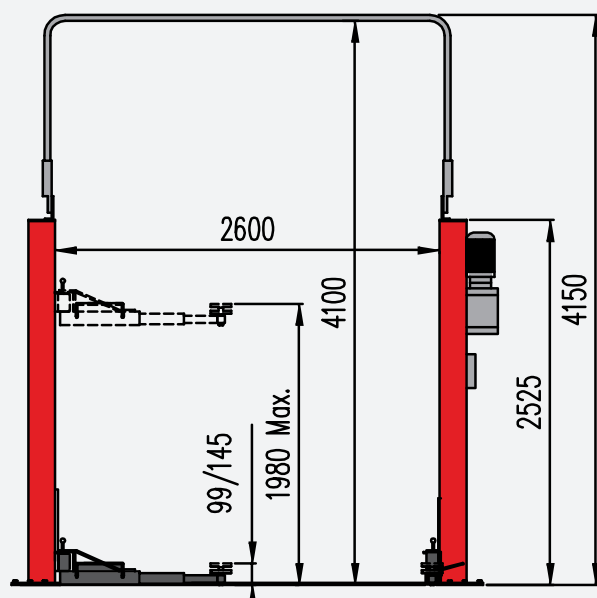
PDCH 32 LI



PDCH 32 CBP



PDCH 32 V











•Kit fissaggio a terra •Ground fixing kit •Jeu de fixation au sol •Bausatz Bodenbefestigung •Serie de fijación de tacos

EN → **Recommended accessories** IT → **Accessori consigliati** DE → **Empfohlenes Zubehör**
 FR → **Accessoires conseilles** ES → **Accesorios Recomendados**

 <p>8-43100153</p>	 <p>8-43100154</p>	 <p>8-41100165</p>	<p>IMAGE NOT AVAILABLE IMMAGINE NON DISPONIBILE BILD NICHT VERFÜGBAR IMAGE NON DISPONIBLE IMAGEN NO DISPONIBLE</p> <p>8-41100103</p>
---	---	--	--

- EN → •Extensions for pads (4 pcs H=150 mm) •Extensions for pads (4 pcs H= 200 mm) •Mini scissor pad •Manual emergency descent pump
- IT → •Set prolunga tampone (4 pezzi H=150 mm) •Set prolunga tampone (4 pezzi H=200 mm) •Kit tampone a forbice •Pompa manuale di discesa d'emergenza
- DE → •Set mit Auflagekissen (4 Stück H=150 mm) •Set mit Auflagekissen (4 Stück H=200 mm) •Mini schere Pad •Manuelle Notpumpe
- FR → •Série de rallonge tampons (4 pièces H=150 mm) •Série de rallonge tampons (4 pièces H=200 mm) •Ciseaux tampon •Pompe manuelle d'urgence
- ES → •Serie de alargador tampones (4 unidad H=150 mm) •Serie de alargador tampones (4 unidad H=200 mm) •Tampón el apoyo a tijera •Bomba manual de emergencia

EN → **Technical Data** IT → **Dati Tecnici** DE → **Technische Daten**
 FR → **Données techniques** ES → **Datos técnicos**

	<p>3200 kg</p>		<p>2,6 Kw (400V - 3Ph - 50Hz)</p>
	<p>30"</p>		<p>230/400V - 3Ph - 50-60Hz</p>
	<p>34"</p>		<p>/15 - Standard RAL 3002</p>

Descrizioni ed immagini non impegnative. La SICE si riserva di apportare modifiche in qualsiasi momento e senza preavviso. Descriptions and drawings not binding. SICE reserves the right to modify its machines at any time without prior notice. Cod. DPSC000118_Ed. 06/2014